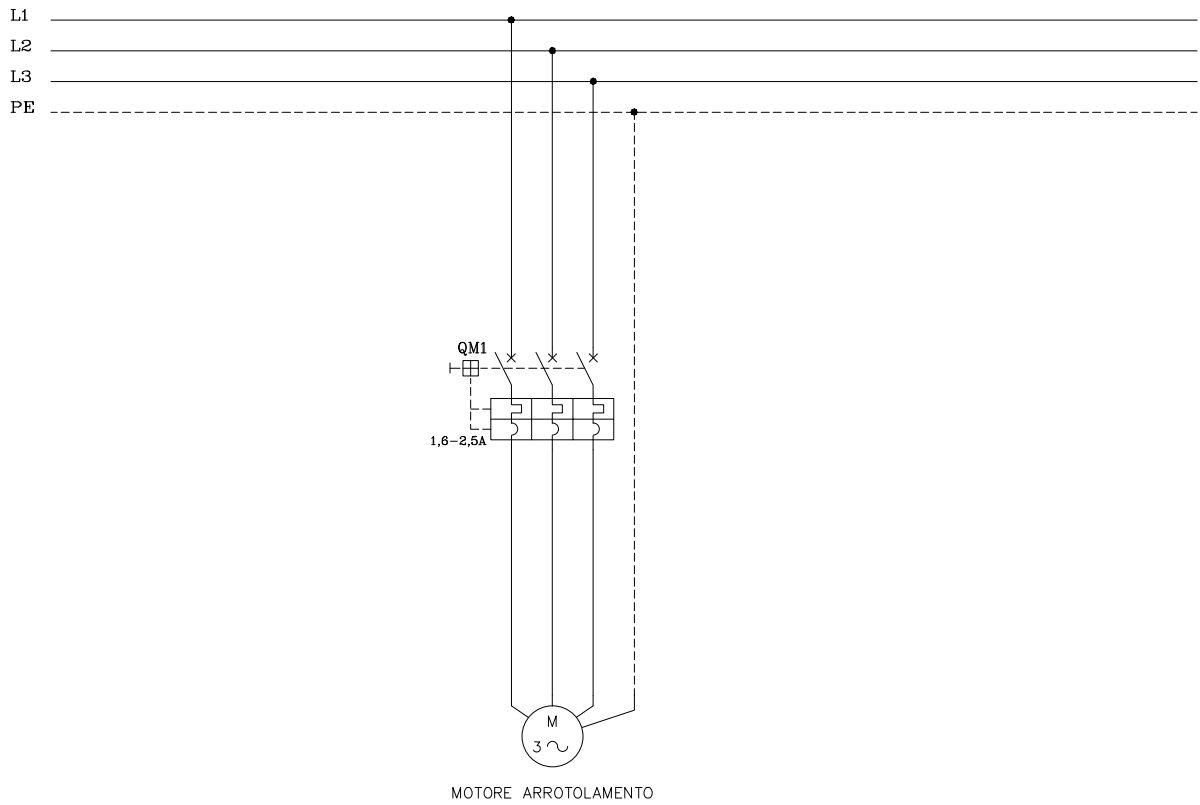


WIRING DIAGRAM

MSRS

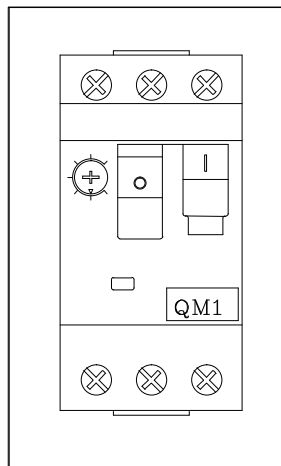
400V 50-60Hz



WIRING DIAGRAM

MSRS

400V 50-60Hz



WIRING DIAGRAM

MSRS

400V 50-60Hz

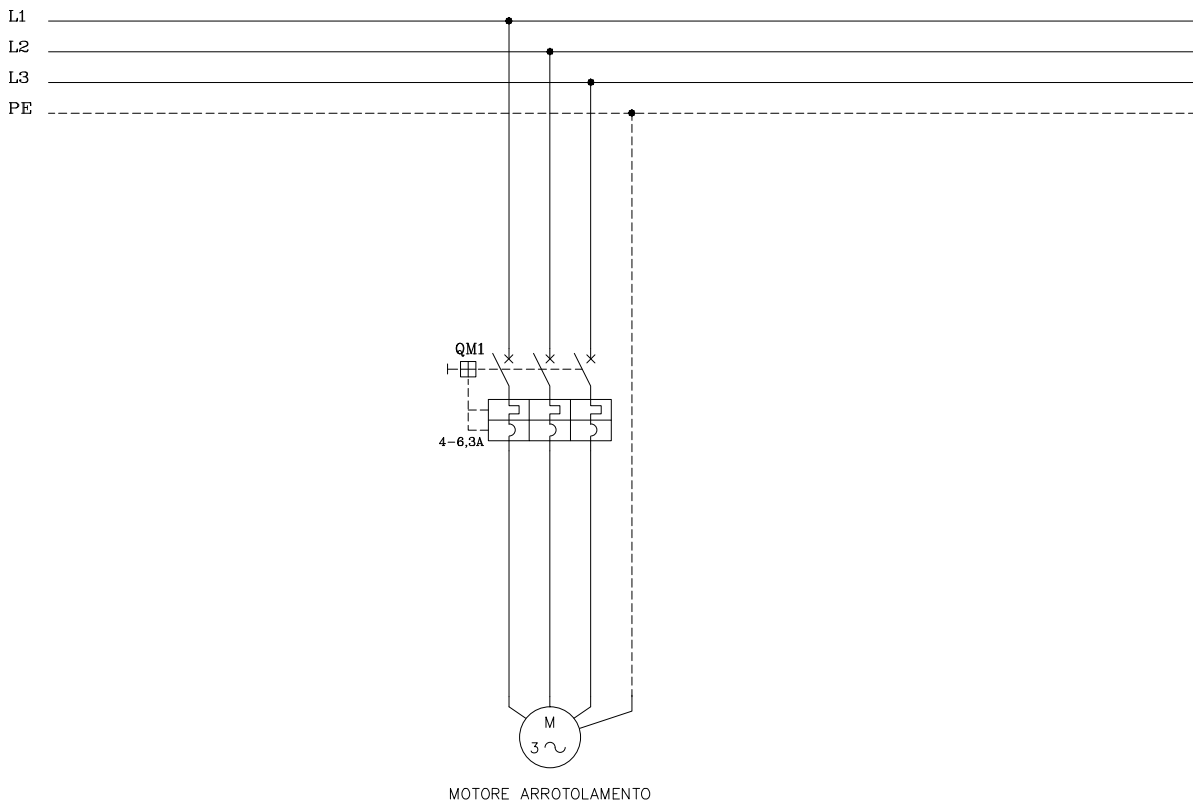
| ELENCO MATERIALE QUADRO PER SPEZZAROTONDA MANUALE IE100010 400V 50/60Hz | | | | |
|--|---------------------------|---------------------|----------------|------------------|
| <u>SIGLA</u> | <u>DESCRIZIONE</u> | <u>COSTRUTTORE</u> | <u>MODELLO</u> | <u>QUANTITA'</u> |
| | SCATOLA PORTA SALVAMOTORE | SCHNEIDER ELECTRICS | GV2MP01 | 1 |
| QM1 | SALVAMOTORE 1,6-2,5A | SCHNEIDER ELECTRICS | GV2ME07 | 1 |
| | COPERTURA STAGNA | SCHNEIDER ELECTRICS | GV2E01 | 1 |
| | PRESSACAPO PG11 | CEMBRE | 1900.11 | 1 |
| | DADO PG11 | CEMBRE | 1711 | 1 |

Materials list

WIRING DIAGRAM

MSRS

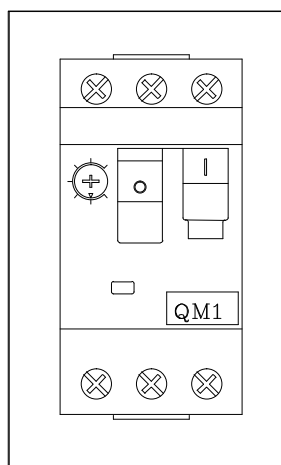
230V 50-60Hz



WIRING DIAGRAM

MSRS

230V 50-60Hz



WIRING DIAGRAM

MSRS

230V 50-60Hz

ELENCO MATERIALE QUADRO PER SPEZZAROTONDA MANUALE IE100011 230V 50/60Hz

| SIGLA | DESCRIZIONE | COSTRUTTORE | MODELLO | QUANTITA' |
|-------|---------------------------|---------------------|---------|-----------|
| | SCATOLA PORTA SALVAMOTORE | SCHNEIDER ELECTRICS | GV2MP01 | 1 |
| QM1 | SALVAMOTORE 4-6,3A | SCHNEIDER ELECTRICS | GV2ME10 | 1 |
| | COPERTURA STAGNA | SCHNEIDER ELECTRICS | GV2E01 | 1 |
| | PRESSACAVO PG11 | CEMBRE | 1900.11 | 1 |
| | DADO PG11 | CEMBRE | 1711 | 1 |

Materials list